





Technical data sheet

Total thickness (carrier + adhesive): **0.15mm**



# BS FIRM 150 B

Main carrier:	TRANSPARENT RIGID PVC FILM
Secondary carrier:	-
Main liner:	GREEN CORRUGATED PVC FILM
Secondary liner:	-
Open side adhesive:	NATURAL RUBBER
Closed side adhesive:	NATURAL RUBBER





**Adhesive properties**

<b>Peel 180° on steel</b>		Open side	<b>12</b>	M.U.	Method
		Closed side	<b>12</b>	N/25 mm	BS 34 - AFERA 5001
<b>Rolling ball test</b>		Open side	<b>15</b>	M.U.	Method
		Closed side	<b>15</b>	Cm	BS 12 - PSTC-6
<b>Quick stick on steel</b>		Open side	<b>13</b>	M.U.	Method
		Closed side	<b>13</b>	N/25 mm	BS 6 - AFERA 4015
<b>Shear on steel</b>		Open side	<b>100</b>	M.U.	Method
		Closed side	<b>100</b>	Hours	BS 254

**Temperature resistance**

<b>Long term</b>		<b>70°</b>	M.U.: °C
<b>Short term</b>		<b>70°</b>	M.U.: °C

**Mechanical properties**

<b>Tensile strength at break Longitudinal</b>		Min.	Max.	M.U.	Method
		<b>120</b>	<b>180</b>	N/ mm2	ASTM D 882
<b>Tensile strength at break Transversal</b>		Min.	Max.	M.U.	Method
		<b>25</b>	<b>75</b>	N/ mm2	ASTM D 882
<b>Elongation at break Longitudinal</b>		Min.	Max.	M.U.: %	Method
		<b>40</b>	<b>120</b>		ASTM D 882
<b>Elongation at break Transversal</b>		Min.	Max.	M.U.: %	Method
		<b>50</b>	-		ASTM D 882

Note: All above information are believed to be true and reliable but they are given only for guidance. They do not constitute a warranty or a specification. The characteristics refer to average values, relevant to samples collected from our production. Users must confirm the suitability of the products through their own tests. BiesSse Tape reserve the right to introduce at any moment and without warning those changes that they deem necessary. Tolerance of Technical Data: ± 30%

## Technical data sheet

Total thickness (carrier + adhesive): **0.15mm**

# BS FIRM 150 B

### Description

The product is made up of a calibrated thickness transparent PVC rigid film carrier and a green corrugated PVC film liner, without silicone.

The natural rubber adhesive system (wet-style), on both sides provides medium-high adhesion performances.

Ideal for good quality printing at an affordable price.

### Applications

Ideal for Wide Web flexo printing of flexible packaging material and Narrow Web printing of labels, when cushioning is not required.

Suitable for corrugated cardboard printing in post-print.

Recommended for medium thickness photopolymer plates.

Ideal for mounting on steel cylinders.

### Product PLUS

The embossed surface of the liner is especially designed to impress undulations in the adhesive in order to facilitate the partial exit of air bubbles trapped between the double-sided adhesive tape and the cylinder or the photopolymer plate, during mounting operations.

## Recommendations for correct use

### Storage

For a proper storage of the product we recommend to keep the product in the original package until it is needed and use it within 12 months from delivery.

The storage shall be carried out at a room temperature between 15°C and 25°C, and a relative humidity < 65%.

Once removed from the packaging, place the product vertically and protect it from dust. Do not expose product and packaging to direct sunlight and heat sources.

### Surface cleaning

The product shall be applied on sufficiently flat surfaces and with no non-stick coating.

In order to obtain a correct product adhesion level on surfaces, it is indispensable that the surfaces are properly cleaned before the application. It is recommended to use quick-evaporating solvents.

After cleaning make sure that the solvent has completely evaporated, by waiting for a sufficiently long period of time or by drying the surface with a completely dry cloth.

### Application

As adhesive tape is pressure-sensitive, it is necessary a proper pressing pressure on the back of the tape, once applied on the surface, to ensure the grip of the adhesive and a full lamination.

### Measuring tolerances

The tape cutting width tolerance can vary within a range of  $\pm 0.7$  mm. Tighter tolerances for specific formats and measures can be available on request.

### Disposal

It is recommend to dispose the product after use according to the specific regulations of the country it was used in.

For additional information, please refer to our Technical Office:  
**info.tapes@biesSseworld.com**  
**+39 02 90 11 11 18**